



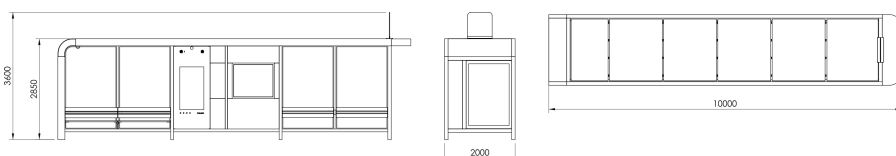
INTELI bus shelter made of steel.

The WIT071.02 model consists of six modules, has a passenger information board with a touch screen, two benches with wooden seats, two seats, a water drainage system and walls filled with safety glass with the possibility of screen printing.


A wide range of additional equipment includes information totems, info kiosks, induction chargers, lanterns, litter bins and a power system based on photovoltaics.

INTELI is a collection of one of the most modern shelters in the world. The modular design allows for individual configuration, and a long list of additional equipment makes INTELI a good choice for most projects.

**Dimensions and materials available below.**





## MATERIALS





POLYCARBONATE

POLYCARBONAT  
E



GLASS

GLASS





POWDER  
COATED STEEL



STAINLESS  
STEEL

