

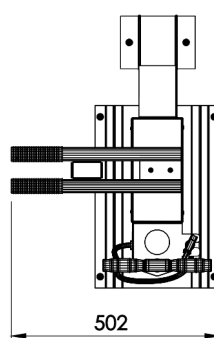
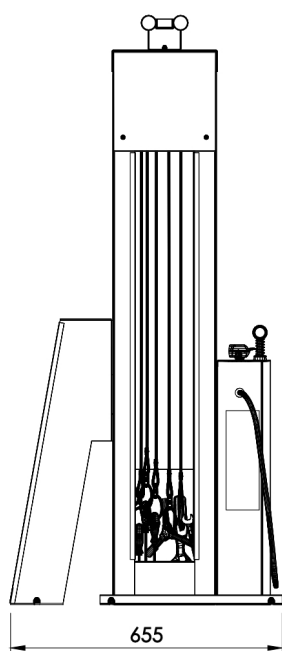
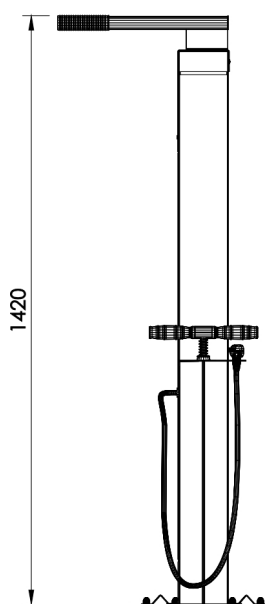


Bicycle repair station is adapted for use in urban spaces. Its housing is made of galvanized sheet metal. Model SOR001.00 is mounted to the ground or walls with anchors. The design allows the bicycle to be placed on supports, making repairs or inspections of the bike with the possibility of crank movements.

Tool accessories are made of stainless steel and can be individually selected. Its basic composition includes:

- TORX T9 - T40
- 5.5 mm flat screwdriver
- Phillips screwdriver PH2
- Set of hex wrenches 2 - 8 mm
- Adjustable wrench 0 - 32 mm
- Wrench 8x10mm | 13x15mm
- Tire bucket 3 pieces
- Pump with DV / AV / SV adapter - max. 10 BAR
- Mounting kit 4 x M10 anchors
- Safety bolts with tips
- Powder coating in the RAL palette
- Individual branding, front and sides, polymer foil


**Dimensions and materials available below.**



## MATERIALS



POWDER  
COATED STEEL



STAINLESS  
STEEL



