






'W' bench, 175 cm wide with a wooden seat and a steel structure.

The LWW128.01 model has no backrest.

The optical delicacy of the structure and the simple form of the 'W' collection benches guarantee the possibility of integrating them into spaces of any character, from a historic park to a modern city square. The original construction of a thick-walled, thin pipe gives the benches lightness, while maintaining stability and durability.

Dimensions and materials available below.

MATERIALS

WOOD	SAPELI	IROKO	ASH
			
STEEL	POWDER COATED STEEL	STAINLESS STEEL	
	