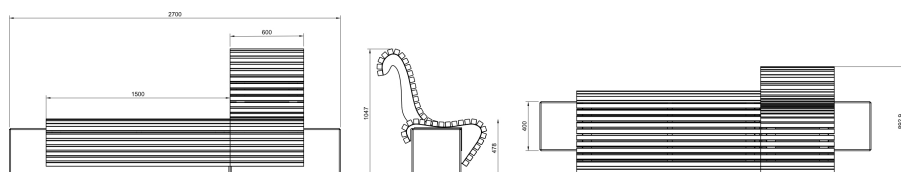



The LWA176.00 model is a set composed of a 150 cm wide WAVE bench with no backrest installed on a 180 cm wide concrete block and a 60 cm wide WAVE chair with a backrest installed on a 90 cm wide concrete block. Both the bench and the chair have wooden seats, steel frames and they are positioned adjacent to each other.

The WAVE collection is perfect for park projects and places of rest. Ergonomic shapes are an invitation to use and give the investment a prestigious character.

Dimensions and materials available below.



MATERIALS



CONCRETE

CONCRETE






WOOD

SAPOLI

IROKO

ASH





POWDER
COATED STEEL



STAINLESS
STEEL

