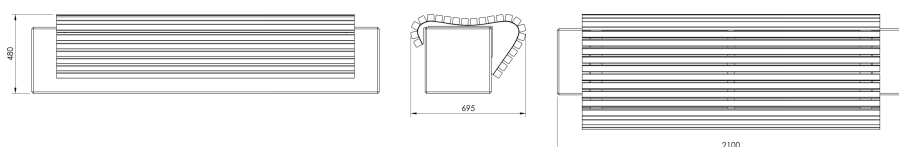






The LWA175.00 model is a set composed of a 150 cm wide WAVE bench made of wood with no backrest and a steel frame installed on a 180 cm wide concrete block.

The WAVE collection is perfect for park projects and places of rest. Ergonomic shapes are an invitation to use and give the investment a prestigious character.

**Dimensions and materials available below.**



## MATERIALS

CONCRETE	CONCRETE		
			
WOOD	SAPELI	IROKO	ASH
			
STEEL	POWDER COATED STEEL		STAINLESS STEEL
	