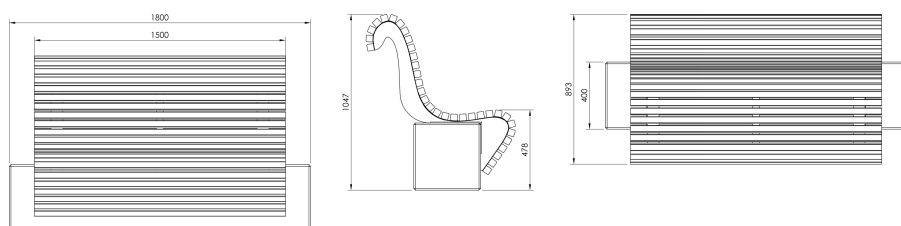





The LWA174.00 model is a set composed of a 150 cm wide WAVE bench made of wood with a backrest and a steel frame installed on a 180 cm wide concrete block.

The WAVE collection is perfect for park projects and places of rest. Ergonomic shapes are an invitation to use and give the investment a prestigious character.

Dimensions and materials available below.



MATERIALS



CONCRETE

CONCRETE





WOOD

SAPELI

IROKO

ASH





POWDER
COATED STEEL



STAINLESS
STEEL

